

How to log in and use Aquila Online Books and Worksheets

1. Click on
SIGN IN

Sign In

Sign Up

Cart 0

FSL DIGITAL BOOKS

FACE

SERIES

LEVELS

PRINT BOOKS

ONLINE A-V BOOKS

2. Enter your
school's
username &
password

MEMBER SIGN IN

Email or User Name

Password

SIGN IN

Highlighted read-along text help students follow along and understand the stories.
Subscriptions include schoolwide and at-home access. One same login for all your students!

New! How to use Aquila Online Books. [A short video tour](#)



FEATURED

MY VIDEOS



La Cabane à neige Audio Visual

A wonderfully short introduction to French listening and reading.

Low beginner/beginner (Grades 3 and up)



3. Click PLAY to start reading and listening



Perdu dans la montagne Audio Visual

On a school ski trip in the Rockies, Jacques ignores the CLOSED signs, ducks the rope and goes out of bounds to carve 'fresh tracks'. He is about to learn a very big lesson...

Low intermediate / Intermediate (Grades 6 and up)



Les Bons Repas 2 Audio Visual

Ordering breakfast and lunch. Carefully narrated in simple, authentic, everyday conversational French, these short dialogues are easy to follow and wonderfully read by professional actors.

Low intermediate/Intermediate (Grades 6 and up)



Les Astéroïdes Audio Visual

Learn about doomsday meteorites and asteroids in easy French! Awesome photos and illustrations, great sound effects!

Low intermediate, intermediate (Grades 6 and up)



Quelle collation! Audio Visual

Snacks, healthy and unhealthy foods, nutrition. 6 short stories in one online book! Carefully narrated for early language learners, students can see the words and listen at the same time.

Low beginner, beginner (Grades 3 and up)




Click the PDF icon to access the worksheets



Bon appétit! Audio Visual

André is introduced by his friends to the exotic world of international cuisine. But they themselves order a hamburger and a hot dog!

High beginner/ Low Intermediate (Grades 5 and up)



Choc en Martinique! Audio Visual

Three teenagers on a Caribbean cruise find themselves caught up in a bank robbery and help authorities find the suspect.

Low intermediate/Intermediate (Grades 6 and up)



Playing, pausing, slowing down and speeding up the narration



cabane à sucre (f.)

sugar shack

dans

in

campagne (f.)

country, countryside

beaucoup

much

neige (f.)

snow

champs (m.pl.)

fields

jouer

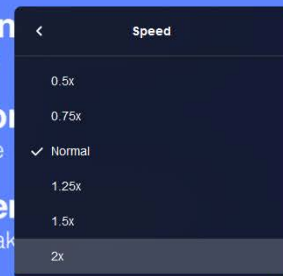
to play

dehors

outside

parler

to speak




En mars, il y a la cabane° à sucre°.

C'est dans° une ferme, à la campagne°.

Il y a beaucoup° de neige° dans les champs°.

Les enfants jouent° dehors°. Les parents parlent°.



Click **PLAY** to start reading and listening

Click the scrub bar to move forward or go back

Click **OPTIONS** to slow down or speed up

How to save your work in Aquila Online Worksheet PDFs

In Google Chrome:

STEP 1
Enter your answers in the spaces below the questions

3. LA PAUSE-CAFÉ

A. Qui se souvient des faits?

1. Comment André prend-il sa tarte aux pommes?
Réchauffée avec de la glace à la vanille.
2. Que choisit-il comme boisson?
Un café avec du lait et du sucre.
3. Pourquoi Charles ne prend-il pas de tarte?
4. Que choisit-il comme pâtisserie?
5. Quel problème André a-t-il avec son café?
6. Qui paye à la caisse?

STEP 2
When you have answered some or all the questions, click the **DOWNLOAD** arrow and choose "With your changes" to save your work.

You can continue working later on the same document. Just open the PDF you downloaded and continue where you left off.

Important!

Browsers and versions vary. To be sure you won't lose your work:

1. **Before you start answering the questions**, download or "save" or "save-as" the worksheet PDF to your device.

Tip: When downloading or saving, add your name to the worksheet PDF file name you will be working on.

2. Answer the questions in the worksheet PDF you downloaded on your device.

Still need help?

Call Mike at 1-800-667-7071 or write to mike@aquilacommunications.com

Click here to watch our short How-To video for more tips.

A few teaching suggestions to help your students get the most out of listening while reading

These online books are wonderfully adaptable to any Foreign Language Teaching approach. There are many additional exercises you can do with your students. Here are just a few suggestions:

1. Pre-Listening:

Reviewing the content of the story with your students before they start will prepare them by activating their prior knowledge, help them make connections and clarify their expectations and assumptions about the story.

2. Give students something specific to listen for:

Focus on the parts that are relevant to the identified purpose and ignore the rest. This allows students to concentrate on specific items and reduces the amount of information they have to hold in short-term memory in order to recognize it. For example:

a) Listen for familiar words and expressions

Play the digital book again and have students identify or jot down familiar words and expressions.

b) Listen for cognates

Play the digital book and have them identify cognates

c) Listen for specific vocabulary

Discuss the key vocabulary in the book with the students and play the book again, asking the students to listen for these words.

3. Listening for the gist. Comprehension of the main idea.

Allow your students to read through the comprehension questions before they listen to the story again. Being on the lookout for the answers will help them recognize the important parts the story and will keep them interested by promoting active listening.